



LION MOULDINGS
MADE *to* ORDER

LION MOULDINGS MADE *to* ORDER

Welcome to our collection of distinctive and design-led mouldings - all made to order - giving you the widest choice for your art editions and interiors contracts.

Choose from mouldings in lengths, custom print mouldings and swept corner frames, all made by tried and trusted manufacturers in Italy and Spain.

We don't hold stock of these mouldings - when you order, they'll be made especially for you then shipped with one of our regular deliveries. They'll be quality checked when they arrive here then sent straight out to you.

Please talk to us about your requirements in terms of lead times and order volumes. As a guide, the minimum order will be 30-50m, depending on the profile, and the lead time will be 4-6 weeks from confirmation of order.

These mouldings are hand made by skilled artisans, so expect a small degree of variation between photos, samples and batches.

Come and see the range and talk to us at our showroom in Birmingham.

INSIDE YOU'LL FIND

Lengths.....	3
Swept Corner Frames.....	107
Custom Print.....	115





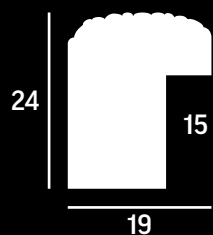
LENGTHS

Moulding in lengths - choose from hand applied paint and leaf finishes, distinctive embossed designs and bold textile wraps.

- » Minimum order varies between 30m-50m depending on the size of the profile.
- » 4-6 week lead time
- » Pre-production samples can be arranged but this will add to the lead time.

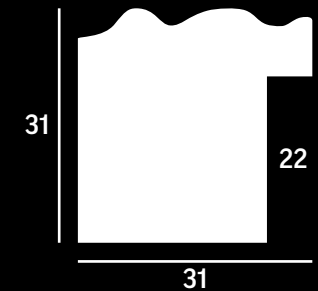
AR001

- » Embossed texture
- » Hand finished with paint and metal leaf



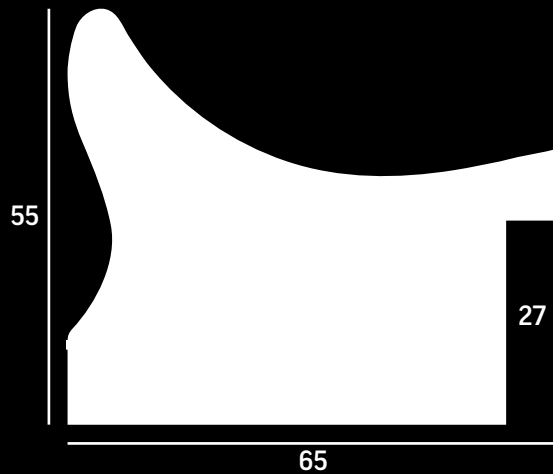
AR002

- » Embossed design
- » Hand finished with metal leaf or lightly distressed paint



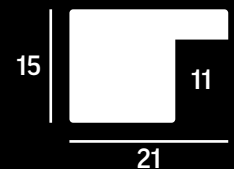

AR003

- » Curved horn profile
- » Hand applied leaf finish



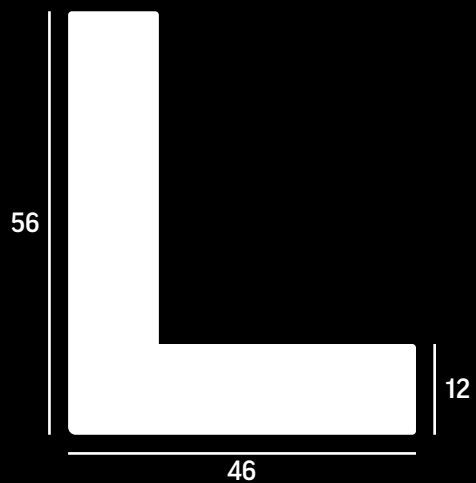
AR019

- » Simple flat profile
- » Variegated metal leaf, hand applied or hand applied paint finish with stippled edge




AR004

- » L Style profile for tray frames
- » Hand applied metal leaf finish



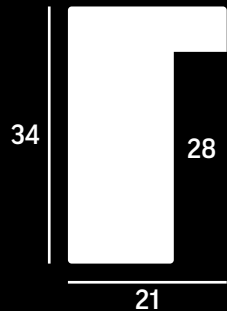

AR005

- » L Style profile for tray frames
- » Hand applied metal leaf finish



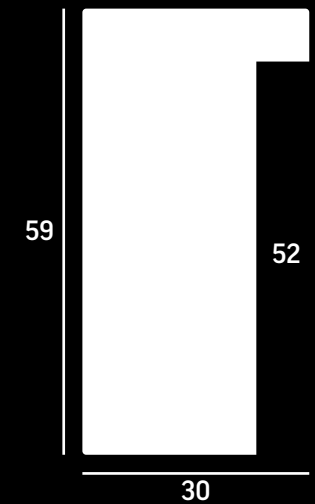

AR006

- » Small cap profile
- » Hand applied metal leaf finish






AR007



- » Large cap profile
- » Hand applied paint finish or metal leaf finish



AR025

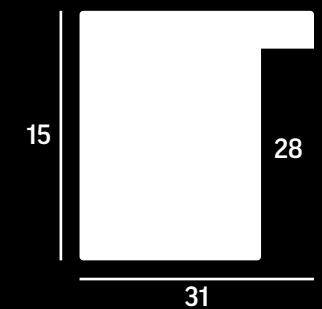
- » Simple flat profile
- » Variegated metal leaf, hand applied or hand applied paint finish with stippled edge





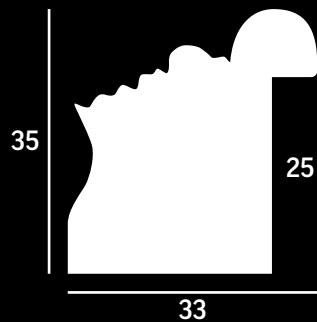
AR024

- » Simple flat profile
- » Hand applied paint finish with stippled edge



AR008

- » Decorative embossed design
- » Hand applied paint finish with metal leaf





» Decorative embossed design

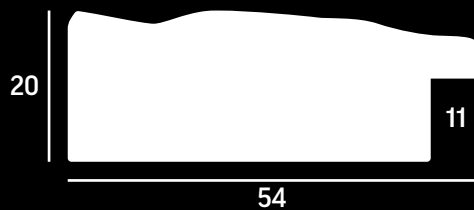


» Hand applied metal leaf or distressed paint finish with metal leaf sight edge



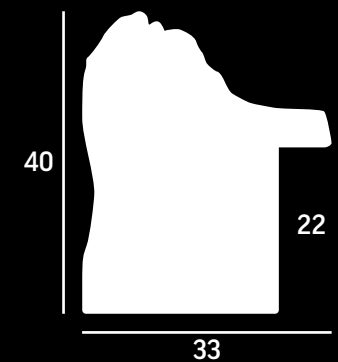
AR010

- » Contemporary embossed design
- » Hand applied metal leaf with paint finish




AR011

- » Decorative embossed design
- » Hand applied metal leaf or distressed paint finish



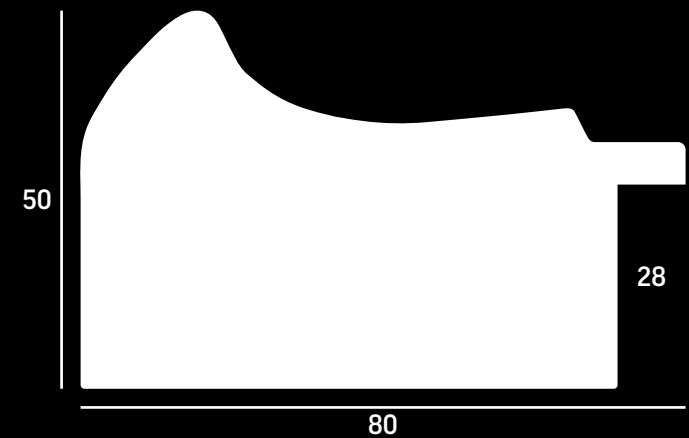
AR012

- » Contemporary embossed design
- » Hand applied paint finish with metal leaf



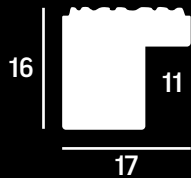
AR013


- » Substantial horned profile
- » Paint with matt wax finish and gold leaf sight edge



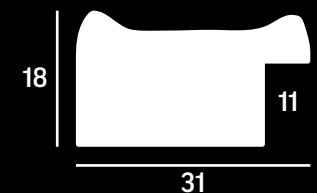
AR014

- » Wavy embossed design on a narrow profile
- » Hand applied metal leaf finished with a patina



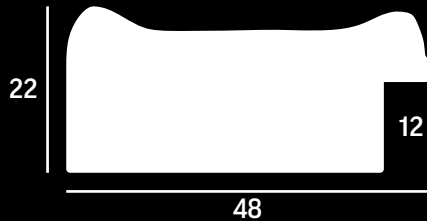

AR015

- » Subtle embossed design
- » Hand applied metal leaf, lightly distressed or distressed paint finish



AR016

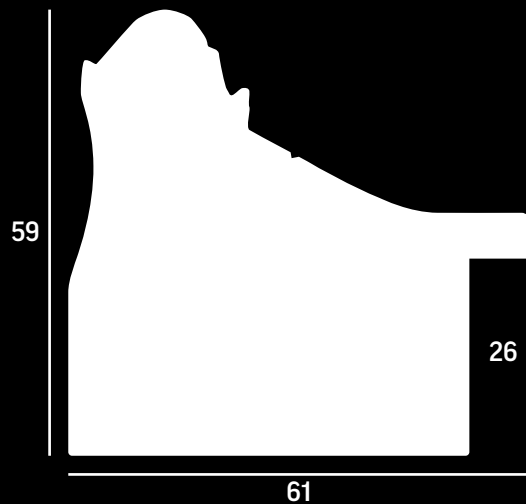
- » Subtle embossed design
- » Hand applied metal leaf, lightly distressed or distressed paint finish





AR017

- » Decorative embossed design on outer ridge
- » Hand applied metal leaf paired with lightly distressed paint finish





AR020

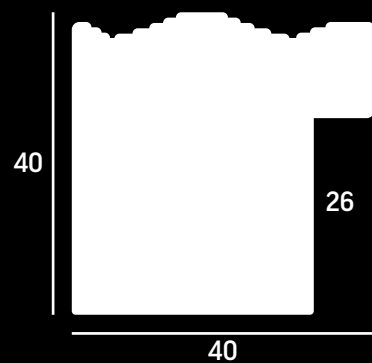

- » Decorative embossed design
- » Hand applied metal leaf / paint finishes, lightly distressed





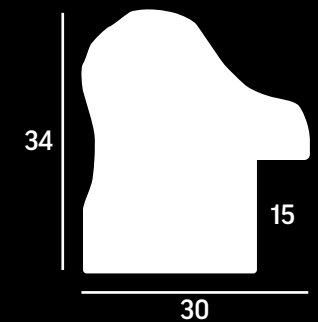
AR021

- » Geometric embossed design
- » Hand applied metal leaf or paint finish, lightly distressed



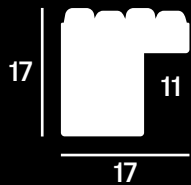
AR022

- » Irregular grooved embossed design
- » Paint finish, lightly distressed or hand applied metal leaf



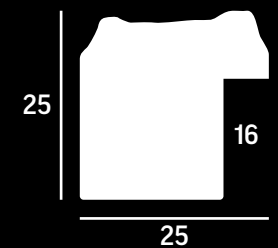
AR023

- » Beaded embossed design
- » Hand applied metal leaf with patina



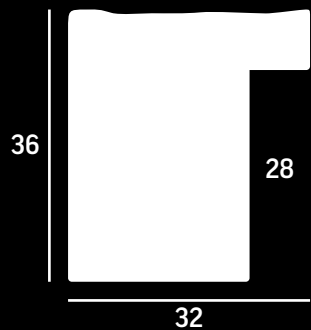
AR026

- » Irregular fluted embossed design
- » Hand applied metal leaf or paint finish, lightly distressed






AR027

- » Irregular fluted embossed design
- » Hand applied metal leaf or paint finish, lightly distressed



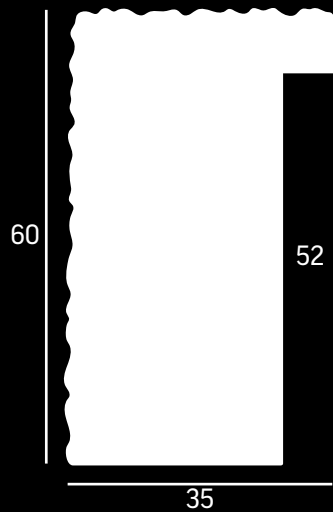
AR028

- » Irregular fluted embossed design
- » Hand applied metal leaf or paint finish, lightly distressed




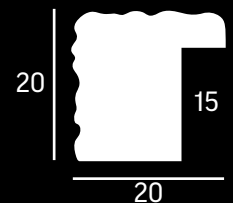
IC075


- » Embossed ridge texture
- » Hand applied and aged metal leaf



IC076

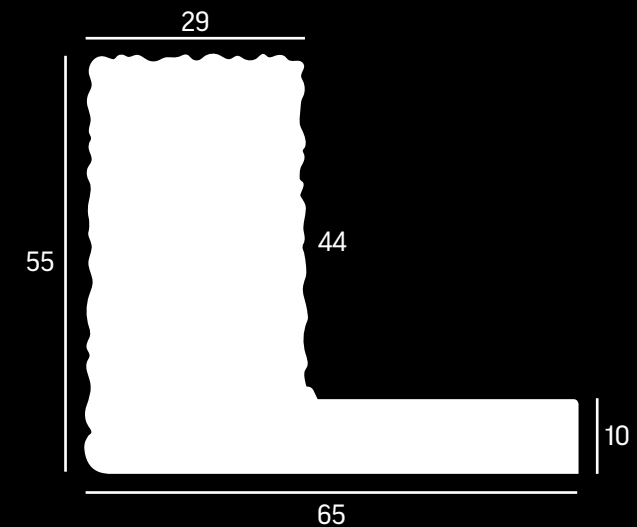
- » Embossed ridge texture
- » Hand applied and aged metal leaf

**L9361****L9372**



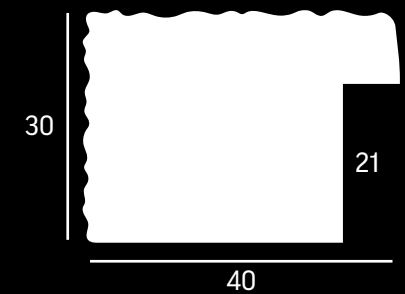
IC078

- » L Style profile for tray frames
- » Embossed ridge texture
- » Hand applied and aged metal leaf



IC077

- » Embossed ridge texture
- » Hand applied and aged metal leaf



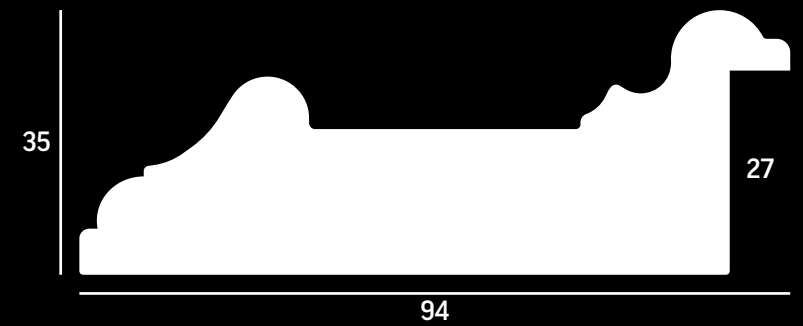


AR029

- » Traditional reverse profile with a delicate embossed bead
- » Hand applied metal leaf with a stippled central section

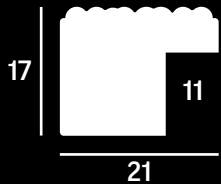


L9090




AR030

- » Intricate embossed design
- » Hand applied leaf with metallic paint finish



AR031


- » Intricate embossed design
- » Hand applied leaf with metallic paint finish



22

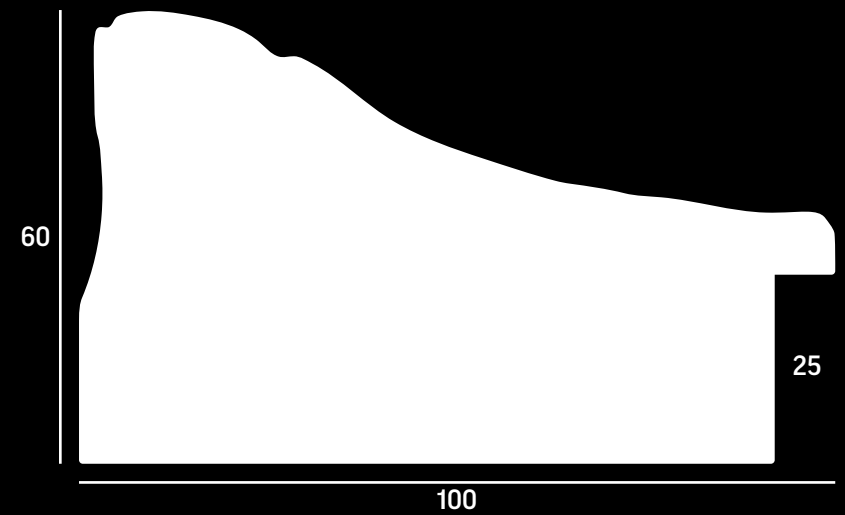
14

44



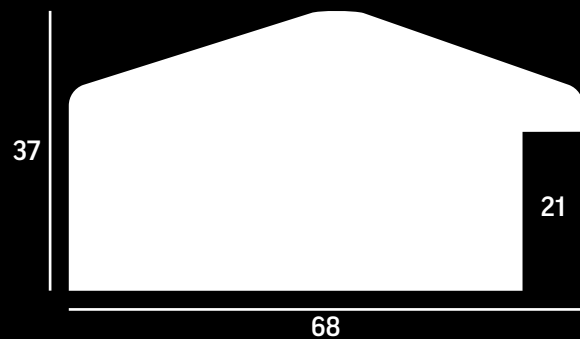
AR029

- » Embossed damask design
- » Lightly distressed paint finish



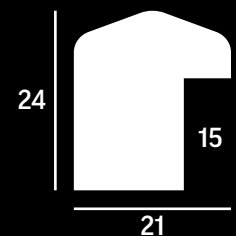
AR033

- » Embossed geometric design
- » Hand applied paint or metal leaf finish



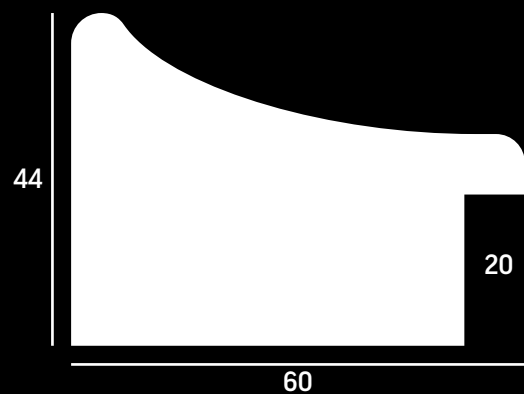
AR034

- » Embossed geometric design
- » Hand applied paint or metal leaf finish



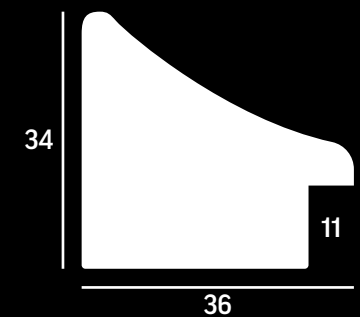
QA035

- » Scoop profile
- » Stained and lacquered finish with faux-leather central section



QA036



- » Scoop profile
- » Stained and lacquered finish with faux-leather central section



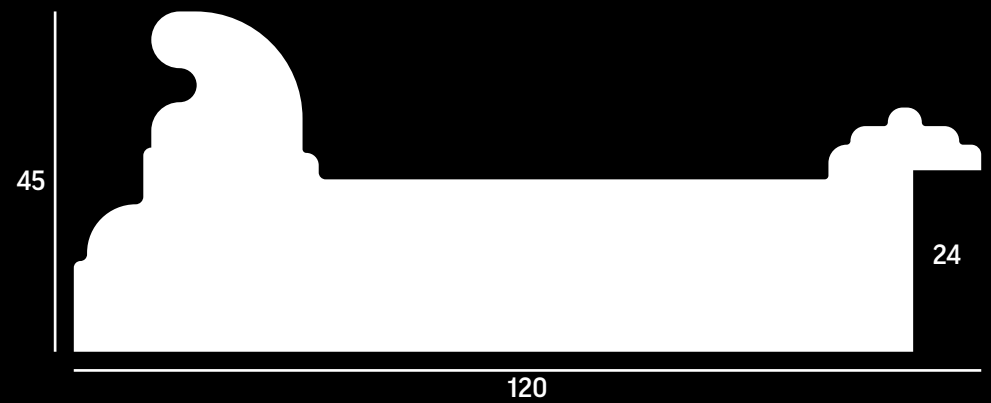


QA078

- » Wide traditional profile
- » Hand applied paint or metal leaf finish



Images shown at 75%





QA038

- » Wide, curvy profile
- » Hand applied layered paint finish with flecks of metal leaf

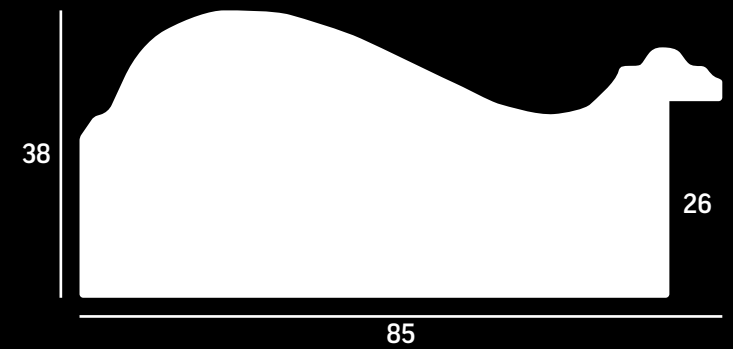



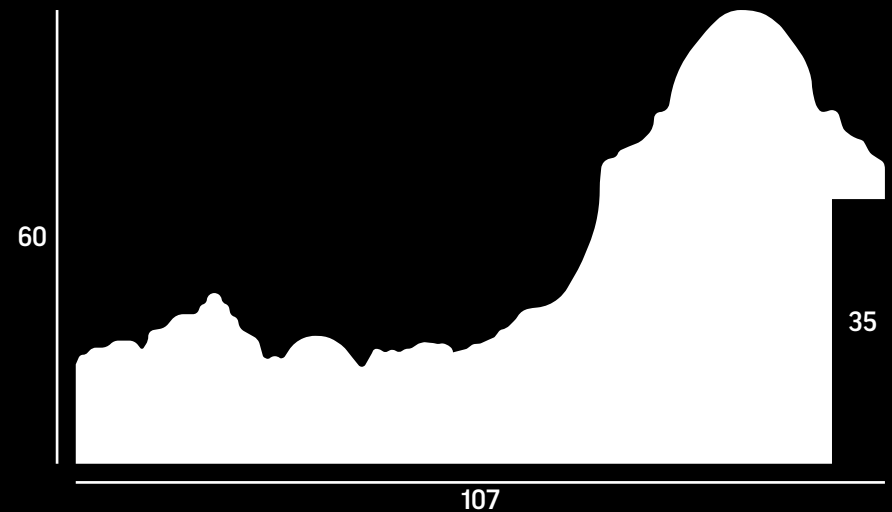




Image shown at 75%

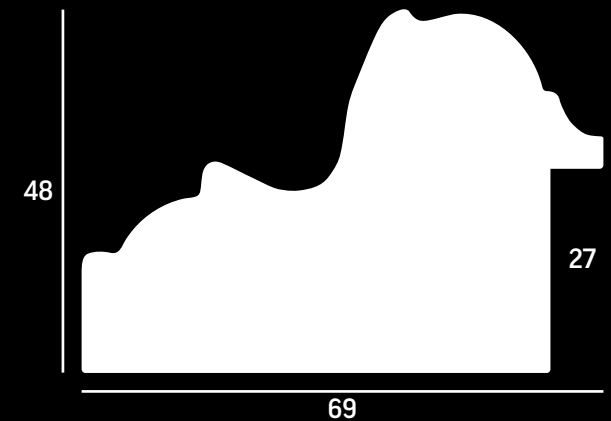
IC039

- » Classic embossed design on a wide reverse profile
- » Hand applied metal leaf



AB040

- » Classic embossed design on sight edge
- » Distressed paint finish or hand applied metal leaf, toned with patina





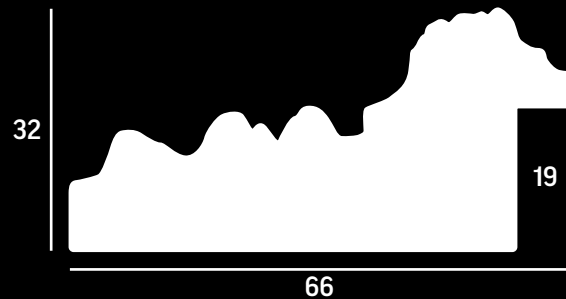
IC041

- » Classic profile with spaced beading embossed on the back and sight edge
- » Hand applied metal leaf finish or high gloss paint finish



FB042

- » Ornate carved profile
- » Hand applied leaf finish or high gloss paint finish





AR081

- » Embossed design
- » Hand finished with metal leaf or lightly distressed paint



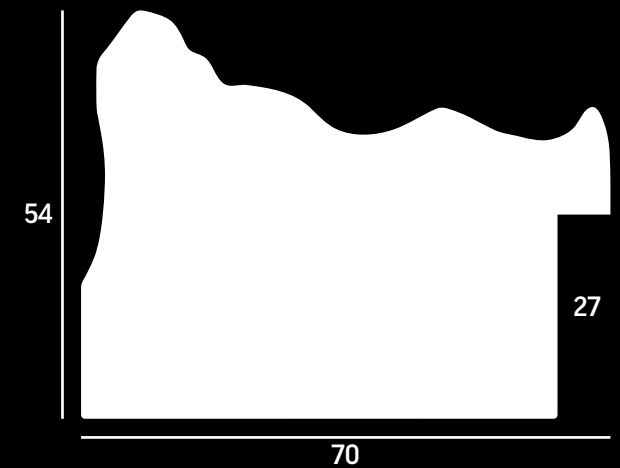
42

20

39

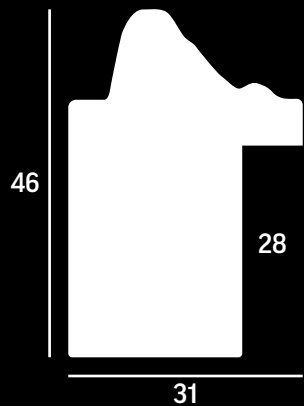
AR080

- » Embossed design
- » Hand finished with metal leaf or lightly distressed paint



AR018

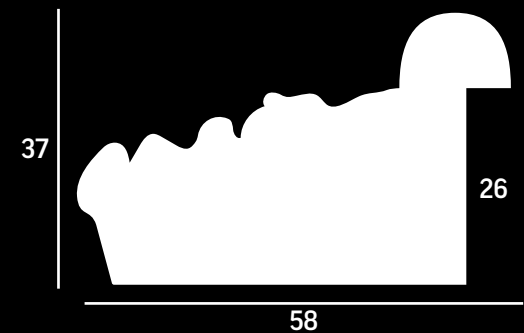
- » Traditional embossed design
- » Distressed metal leaf finish, hand applied





FB043


- » Embossed scroll design
- » Cracked paint finish with bronze highlights or hand applied metal leaf





FB077

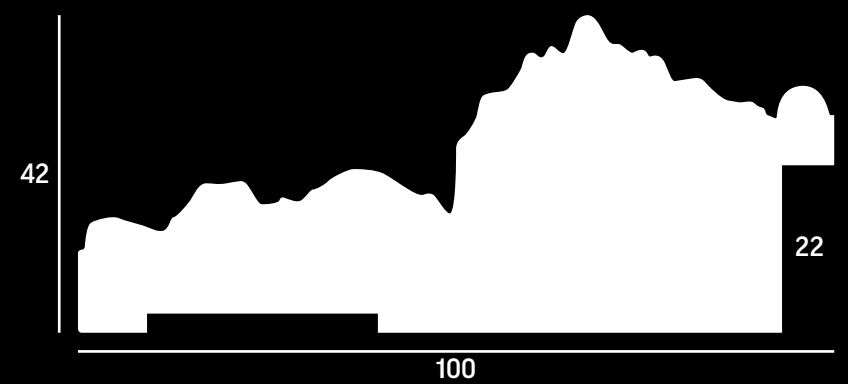
- » Embossed scroll design
- » Hand applied metal leaf





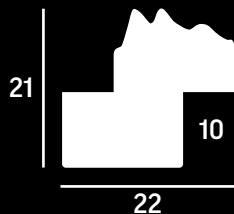
FB044

- » Ornate carved profile, extra wide
- » Hand applied leaf finish or high gloss paint finish



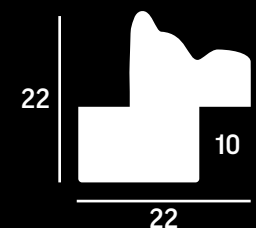

AR045

- » Ornate embossed profile, shaped to use as a frame slip
- » Aged paint finish, hand applied or metal leaf finish, hand applied



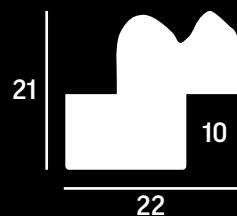
AR046


- » Contemporary 'crumple' effect embossed profile, shaped for use as a frame slip
- » Aged paint finish, hand applied or metal leaf finish, hand applied



AR047

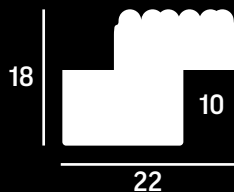

- » Contemporary embossed swirl design on a profile shaped to be used as a frame slip
- » Hand applied metal leaf finish or hand applied paint finish





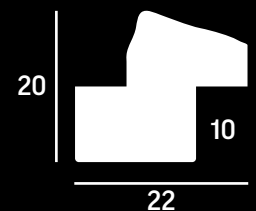
AR048

- » Intricate embossed design on a profile shaped to be used as a frame slip
- » Hand applied leaf finish with metallic paint



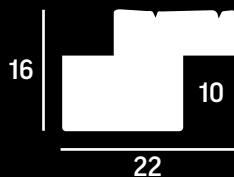

AR049

- » Irregular fluted embossed design on a profile designed to be used as a frame slip
- » Paint finish, lightly distressed or hand applied metal leaf



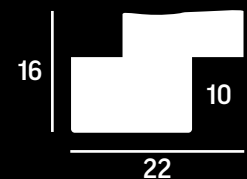
AR050

- » Embossed honeycomb design on a profile designed to use as a frame slip
- » Hand applied paint finish



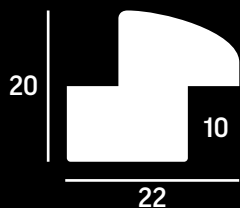
AR051

- » Embossed wave design on a profile designed to use as a frame slip
- » Distressed paint finish, applied by hand or metal leaf finish, hand applied



AR052

- » Subtle embossed design on a profile designed to be used as a frame slip
- » Distressed paint finish, applied by hand or metal leaf finish, hand applied



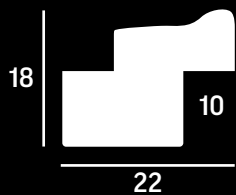


AR053

- » Contemporary embossed design on a profile designed to be used as a frame slip
- » Distressed paint finish, applied by hand or metal leaf finish, hand applied



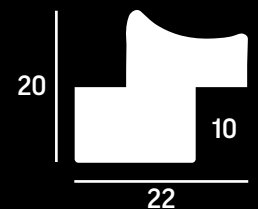
AR054

- » Subtle embossed design on a profile designed to be used as a frame slip
- » Distressed paint finish, applied by hand or metal leaf finish, hand applied



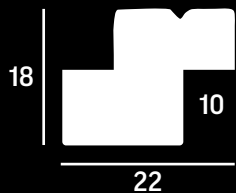
AR055


- » Irregular embossed texture on a profile designed to be used as a frame slip
- » Distressed paint finish, applied by hand or metal leaf finish, hand applied



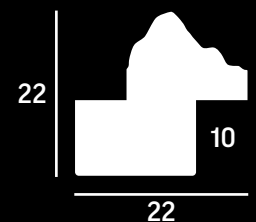
AR056

- » Embossed tile design on a profile designed to be used as a frame slip
- » Distressed paint finish, applied by hand or metal leaf finish, hand applied




AR057

- » Ornate embossed design on a profile designed to be used as a frame slip
- » Distressed paint finish, applied by hand or metal leaf finish, hand applied



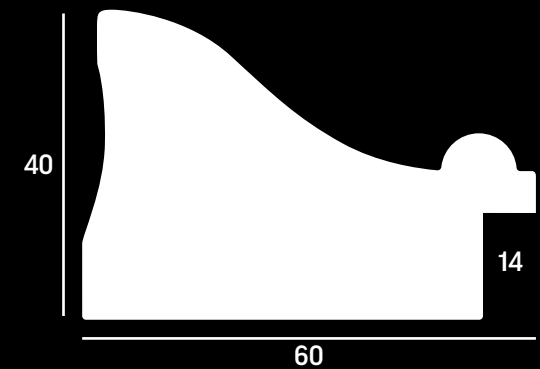
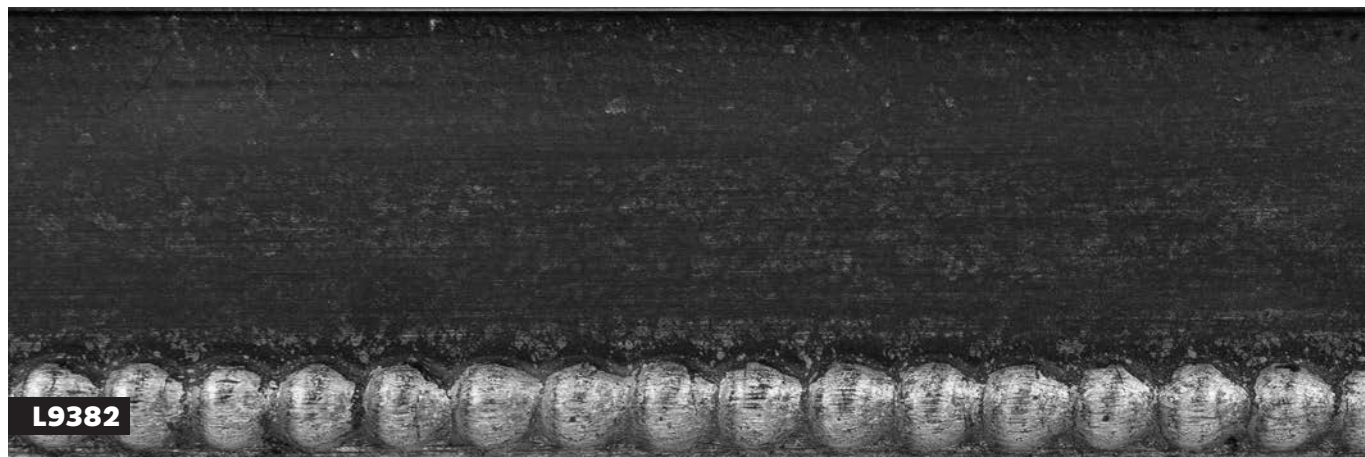
AR058

- » Embossed
'steampunk' design
- » Matt rust-effect paint
finish



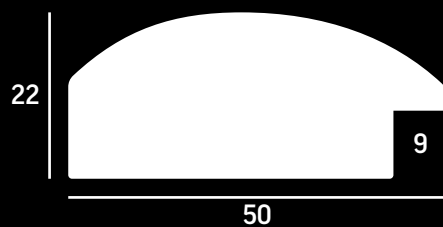
AR059


- » Scoop profile with embossed beaded sight edge
- » Hand applied paint finish



QA060

- » Cushion profile
- » Wrapped in silk velvet

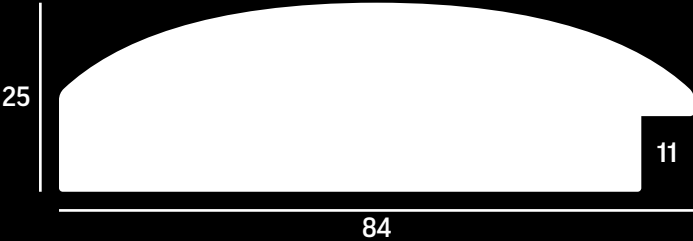






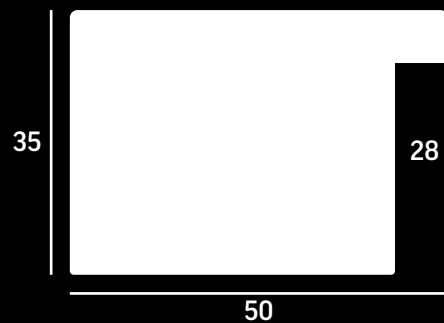
QA061


- » Cushion profile
- » Wrapped in glitter fabric



QA062

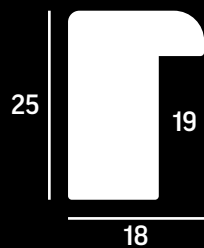
- » Chunky profile
- » Wrapped in embossed vinyl





QA063

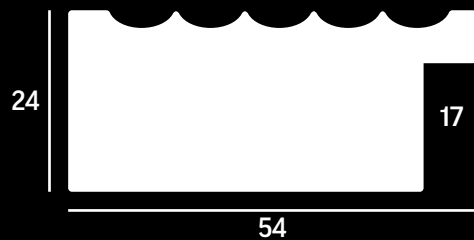
- » Slim profile
- » Wrapped in embossed vinyl








QA064

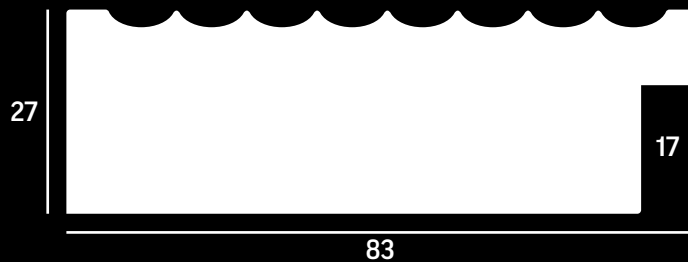
- » Flat profile with fluting along the length
- » Open grain spray finish with the option of metal leaf highlights






QA065

- » Flat profile with fluting along the length
- » Open grain spray finish with the option of metal leaf highlights

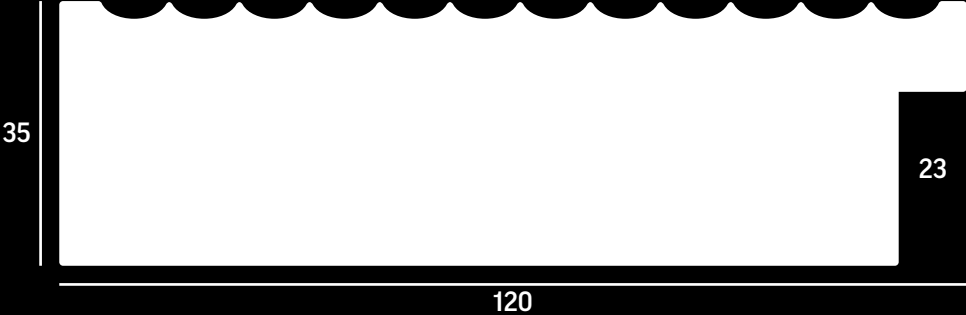












QA066

- » Extra wide, flat profile with fluting along the length
- » Open grain spray finish with the option of metal leaf highlights


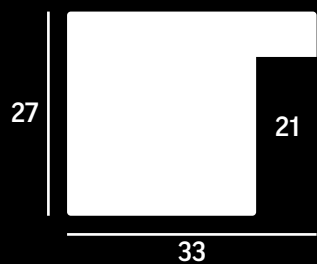






QA067

- » Square profile
- » Hand applied paint finish with metal leaf accents





QA068


- » Square profile
- » Hand applied paint finish with metal leaf accents





QA069

- » Square profile
- » Hand applied paint finish with metal leaf accents



21

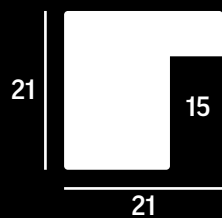
15

65



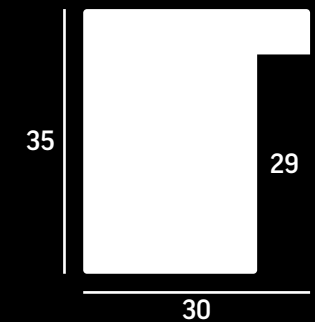
QA070

- » Square profile
- » Hand applied paint finish with silver accents



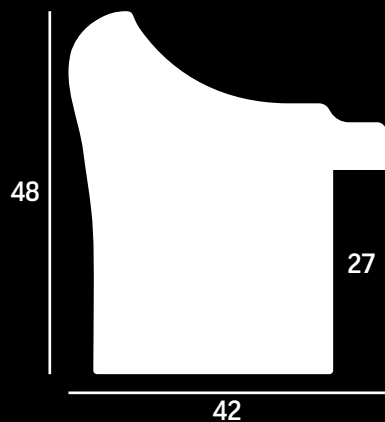
QA071

- » Deep, square profile
- » Distressed paint finish, hand applied with metal leaf accents



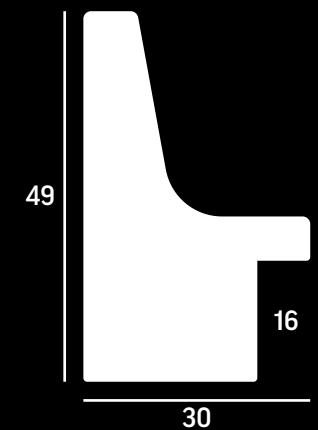


AR072

- » Tall profile with shallow scoop
- » Distressed paint finish, hand applied, with metal leaf accents



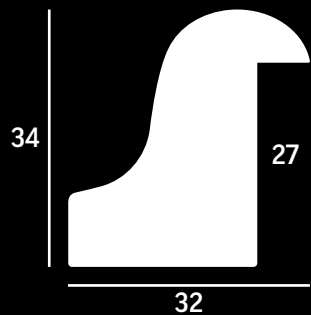
AR073

- » Tall profile with deep scoop
- » Distressed paint finish, hand applied, with metal leaf accents



QA074

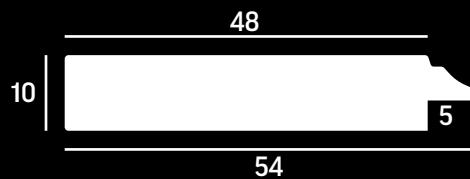
- » Tall curved profile
- » Distressed paint finish, hand applied





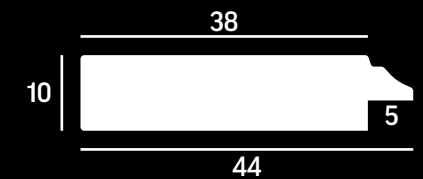
QA075

- » Flat slip profile
- » Open grain spray finish with metal leaf sight edge



QA076

- » Flat slip profile
- » Open grain spray finish with metal leaf sight edge

**L9340****L9341**

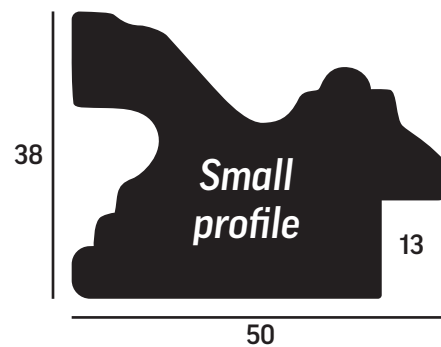
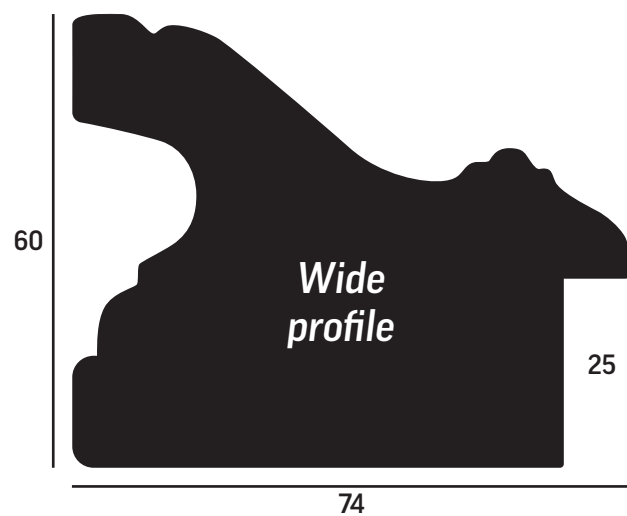
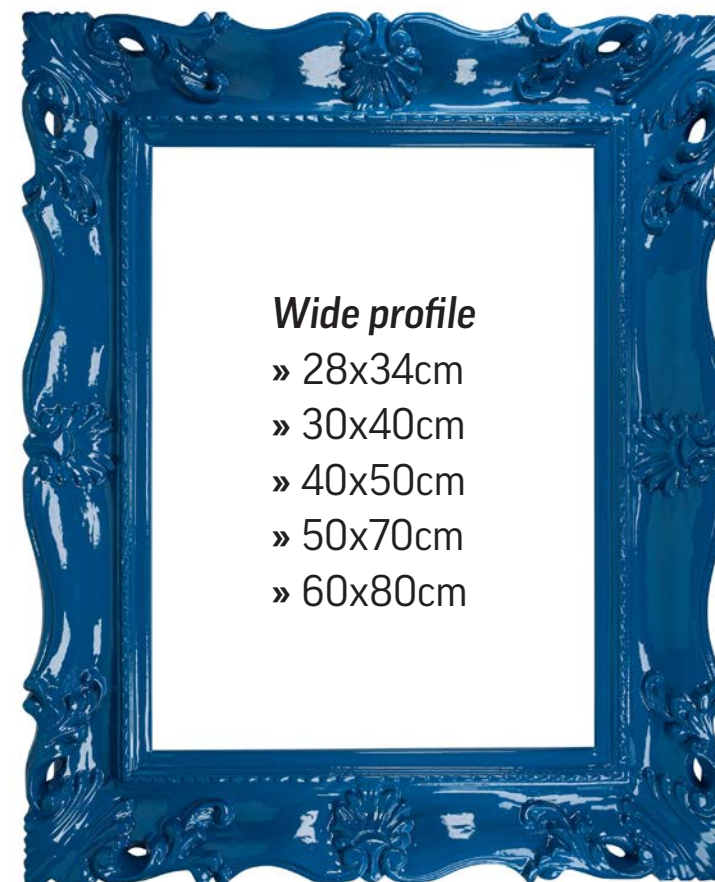


SWEPT CORNER FRAMES

- » Swept corner frames in a range of vivid and pastel colours, choose from matt, gloss or metal leaf.
- » MOQ: 4 frames.
- » 6 week lead time.



AVAILABLE SIZES



AVAILABLE COLOURS

METAL LEAF



AVAILABLE COLOURS

GLOSS





AVAILABLE COLOURS

MATT







CUSTOM PRINT

Mouldings printed with your design – there are no limits!

- » We work with you to create artwork for the printed design, which could include elements of your client's branding or a motif from the artwork.
- » Gloss and/or matt varnish is printed onto a painted base timber.
- » Choice of two profiles.
- » MOQ: 100m per design.
- » 6 week lead time.

HOW IT WORKS



Send us your ideas. They can be as detailed or as simple as you like - just like this scrap of wallpaper.




We'll work with you on the design and create the artwork to the necessary specifications.



Once you're happy with the design, we'll liaise with the supplier to bring your ideas to life.

LION MOULDINGS
MADE *to*
ORDER

These are just some of the designs that have already been produced - but there are no limits!



LION MOULDINGS MADE *to* ORDER



Find us on social media



Search:
LIONPFS

LION Picture Framing Supplies Ltd
148 Garrison Street
Birmingham
B9 4BN

